

# TUMORS

HEAL Marketplace, 360 Carpenter Road, Rutherfordton NC 28139  
<http://www.healmarketplace.com> [healletters@aol.com](mailto:healletters@aol.com) 866-581-4390



## SYMPTOMS:

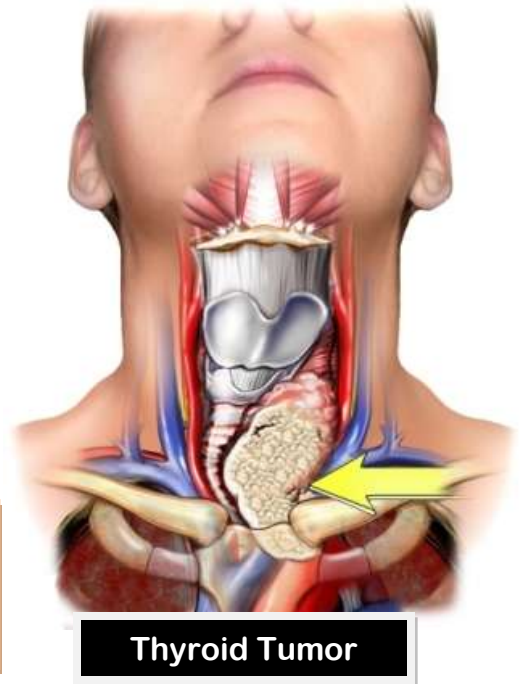
A swelling. An abnormal formation of parasitic, non-inflammatory cells or tissue arising from the cells of the host, yet progressive and independent in their growth. Tumors can be malignant or non-malignant, they can be fast-growing or slow-growing, and they can be in many parts of the body, such as the lymphatic glands or nodes, the urinary and genital areas, or the abdominal structure.

## Cause:

**The Inability to Eliminate  
Unhealthy Material**

## Herbal aids:

Rebuild tissue so the body can slough off the tumor accumulation. This is done by toning the body generally with alternatives



## Castor Oil Fomentation:

In order to get rid of hardened mucus in the body, which may appear as cysts, tumors or polyps, the following fomentation is to be used:



- 1) Soak a piece of outing flannel or baby's diaper in castor oil, squeeze slightly so it won't drip much, then place over entire frontal torso (neck to groin and side to side).



3) Place cloth saturated with the castor oil on plastic wrap spread out on counter.



2) Pick up entire pack: Plastic wrap and Flannel soaked with castor oil and apply over affected area. Apply a pack large enough to cover the entire liver, bowel, heart or tumor.



4) Place a hot water bottle (over the castor oil application) over the liver area (the liver is on the right side just above the waist).

**It should be noted** that a heating pad is not too highly endorsed here, ***unless a wet towel is placed between it and the skin--*** but even then, a wet heat (such as the hot water bottle) is best.

Leave all this on for 1 ½ hours; the hot water bottle may have to be refilled with hot water several times, because it cools rapidly.

The next three days, over the same area covered by the outing flannel and castor oil, massage in circular motion toward the heart with olive oil for 5 to 10 minutes.

The seventh day is a day of rest, not only from the fomentation, but every part of the program, drinking only water the entire day--and every seventh day thereafter will be done the same way.

On the eighth day then, begin again with the castor oil for three days and so forth, along with the mucusless diet, the herbs, etc., until healing is accomplished.

In the use of the fomentation, the castor oil goes through the skin into the liver area and lymph glands and starts drawing out the poisons and flushing them out, while the olive oil goes in and heals and rebuilds new tissue. ***This procedure may have to be carried on between six weeks to six months to properly clean up the system, depending on the case.***

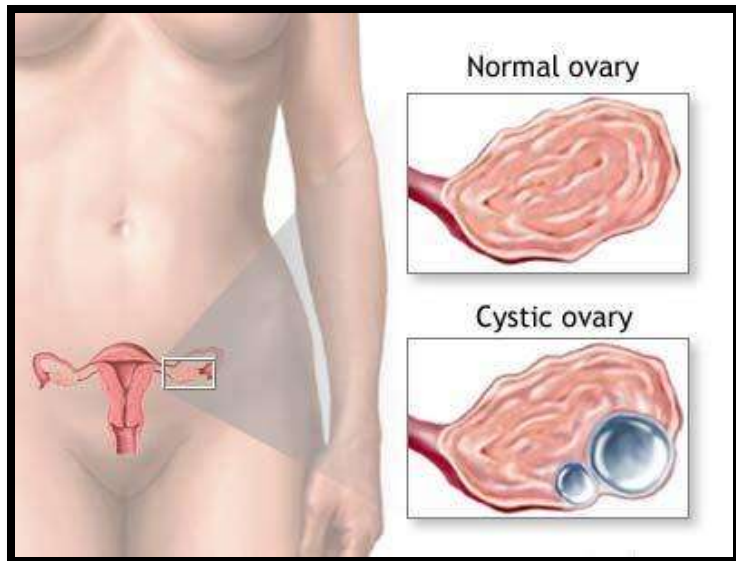
## CYSTS, TUMORS

Hundreds of women have wondered why they have tumors and cysts in their bodies.

The cause, according to Dr. Christopher, is **POTASSIUM DEFICIENCY**.

When a patient takes plenty of potassium **FOODS** (not supplements) you can remove the cause of the cysts and tumors.

Other foods, which are lower in potassium, must not be increased when you are trying to increase the potassium in the system.



When patients go on the three-day cleanse and mucusless diet and take the female corrective formulas, they receive nourishment which is high in potassium. Miraculous things happen to them.



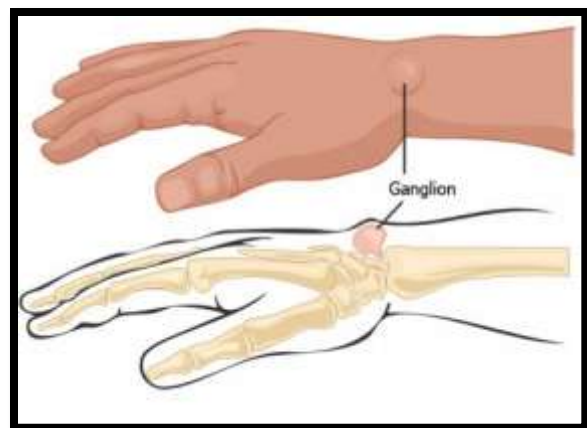
For even faster results, you can add to each cup of herb tea six to ten drops of **Elderberry Tincture** or six to ten drops of **Black Walnut Tincture**, both of which are extremely high in potassium.



Cysts and tumors are like leeches, but they stay in places where there is a body deficiency. As soon as the body is balanced and well, the cysts and tumors have to go, because the material is too healthy for them to live on.

This is why so many patients brought Dr. Christopher cysts and tumors in various sizes that they had expelled from their bodies.

There is not enough food, in the form of dying or deficient body materials, so they just decide to leave





There are several ways to receive your potassium. Dr. Bernard Jensen sells a potassium broth made from dehydrated vegetables. Dr. Bronner makes a similar, excellent product. You can also make your own potassium broth by simmering equal parts of red potatoes, celery, carrots, onions, and herbs to taste. Raw vegetable and fruit juices also flood the system with potassium.



## **Potassium Broth Recipe:**

This is a great-tasting addition to your cleansing program. It will flush your system of toxins, poisons and unwanted salts and acids while giving you a concentrated amount of vitamins and minerals.

### **Fill a large pot with:**

25% \*potato peelings,

25% \*carrot peelings and whole chopped beets,

25% chopped onions including 50 cloves of garlic,

25% celery and dark greens.

Add hot peppers to taste.

Add enough distilled water to cover vegetables

**Simmer on very low temperature for 1-2 hours. Strain, or just dip your mug in, and drink only the broth.**

Put the vegetables in your compost. Make enough for two days, refrigerating the leftover broth. It is important to use Organic vegetables. We do not want to consume any toxic insecticides, pesticides or inorganic chemical fertilizers while we are on a cleansing and detoxification program.

*\* If you have no use for a large amount of peeled potatoes or carrots you can use the entire vegetable instead of just the peeling. Use 25% potatoes & 25% carrots unpeeled & chopped.*

When cysts or tumors grow in places where they can be seen outside the body, often we react by having them cut out. **This defeats healing by working on the effect instead of the cause.** You can cut cysts out, tumors off, and burn warts off (which are also a potassium deficiency), or get rid of as many moles as you wish, but unless you go to the cause, they will grow back again, and you may end up with as many or more cysts, tumors, moles as before. **Different signs of potassium deficiency will keep popping out on the body because the condition that needs correcting is on the inside.** You have to go into the cause, Dr. Christopher always insisted, which is the way we have been eating.

Other herbs used for cysts are **Corn Silk, Apple Cider Vinegar, Wormwood, Cramp Bark, Camomile, Gravel Root, Slippery Elm, Wild Carrot, and Garlic.**

**Question: What could be done for hard cartilage-like materials deposited under the skin?**

**Answer:** Deposits of this type are generally derived from a fibrin material. Fibrin is made by combining collagen (and albuminoid, the main organic constituent of connecting tissue and of the organic substance of the bone). Changeable by boiling into glue or gelatin (with potassium chloride [KC 1]). This is a salt very similar to sodium chloride (NaCl), but very different in its chemical effects upon the various cells and tissues of the body. It is found in the blood and lymph. By its action on collagen (which as explained is a particular gelatinoid), it forms fibrin. This fibrin is the builder of muscular and ligamentous structures, but unless there is sufficient potassium chloride in the blood to keep it in solution, the fibrin is thrown out as a stringy, insoluble mess which forms an excess of phlegm and catarrhal mucoid matter. All forms of catarrh are caused in this way, as are fibroid tumors and adhesions. Fibrin is a viscid, sticky substance which coagulates the blood when it is exposed to air or oxygen.



As you can see, **the body needs plenty of potassium chloride to keep the fibrin in solution** and build muscles and tissue where needed instead of coagulating and forming fibrin cysts or tumors under the skin, in various organs, or in other words where we don't want them.



To work locally on the swollen area, there is the fomentation of comfrey combination (a number of herbs combined) which we also call

**"Bone, Flesh & Cartilage Combination"** because of the way it acts.

**Here are the ingredients:** Oak Bark, Marshmallow Root, Mullein Herb, Wormwood, Lobelia, Scullcap, Comfrey Root, Black Walnut Bark (or leaves), Gravel Root

Potassium Chloride is plentiful in Comfrey, Marshmallow, Mullein and Black Walnut. All of these are well supplied with this much needed Potassium Chloride to fight fibrin malfunction. This formula also has a fine solvent Gravel Root in it for breaking up inorganic calcium accumulation in the unnatural swollen area.

**Use as a fomentation over swollen area all night each night six days a week and drink one cup a.m. and p.m. each day.**

Another great aid to increase the various Potassium Salts for healing in the body is a formula called Potassium broth. It is made up by low heating a vegetable combination of thick potato peelings, celery stalks and leaves, beet and carrot tops, garlic and onion, black pepper corns and any other greens, such as Comfrey, Marshmallow Plants, Chickweed, etc. The onion and garlic not only add flavor but also power to kill infection and the black pepper corns are a stimulant and also to add flavor to the Potassium formula.



**Drink two or more cups of this potassium broth each day.**

### Dr. Christopher Comments: Question 5: Is there a natural way to eliminate fibroid tumors?

**Answer 5:** Yes, there is. A tumor is a swelling, an abnormal formation of parasitic, non-inflammatory cells or tissue arising from the cells of the host, yet progressive and independent in their growth. Tumors can be malignant or non-malignant. They can be fast growing or slow growing and they can develop in many parts of the body such as the lymphatic glands or nodes, the urinary and genital areas or the abdominal structure. The cause of the tumors is an inability to eliminate unhealthy materials and this generally stems from a lack of organic potassium in the diet.

Begin by observing the procedure in the Three Day Cleanse and Mucusless Diet, keep the bowels free with the lower bowel tonic and use the following procedure: drink one to three cups of potassium broth each day. Make the broth with potato peelings at least one half inch thick, comfrey leaves, celery leaves, cut-up celery stalks, a few carrot tops from the garden, not wild, beet greens, spinach greens, chopped onions and garlic and several whole, black peppercorns as a stimulant and digestant. Cover the mixture well with distilled water and slowly simmer. If possible, keep the temperature around 130 degrees for six to ten hours. Do not boil. After simmering, strain the preparation. Use this broth between meals as you might a tasty tea being sure to chew it well.

Besides using this broth we also suggest one cup or more per day of elderberry tea. If elder blossoms are being used for the tea in place of the berry add about a fourth part of peppermint leaves to avoid nausea.

Over the tumorous area use the comfrey combination also known as the **Bone, Flesh and Cartilage Combination**. The use of this combination was explained in the answer to the first question of this issue of the newsletter.

If the tumors are in the reproductive organs see the herbal combinations mentioned in the booklet The Three Day Cleanse and Mucusless Diet. They are listed under various titles, "herbal aid for female reproductive organs", "herbal prostrate formula," and "herbal aids to equalize hormones and estrogens". Also, be aware of the rectal and vaginal bolus and the yellow dock combination tea also explained in that booklet. **Whenever possible use the castor oil fomentation.**

